

Article

# Genome Mining and Metabolic Profiling Reveal Cytotoxic Cyclodipeptides in *Streptomyces hygrospinosus* var. Beijingensis

Dashan Zhang, Junbo Wang, Yongjian Qiao, Baixin Lin, Zixin Deng, Lingxin Kong \* and Delin You \*

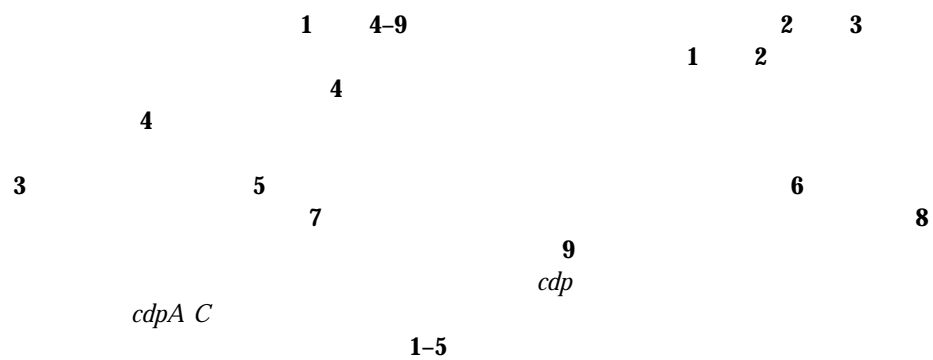
\*

Abstract:

1–2

*Streptomyces hygrospinosus*

*S. hygrospinosus*  
*S. hygrospinosus*



## 2. Results and Discussion

*Streptomyces*



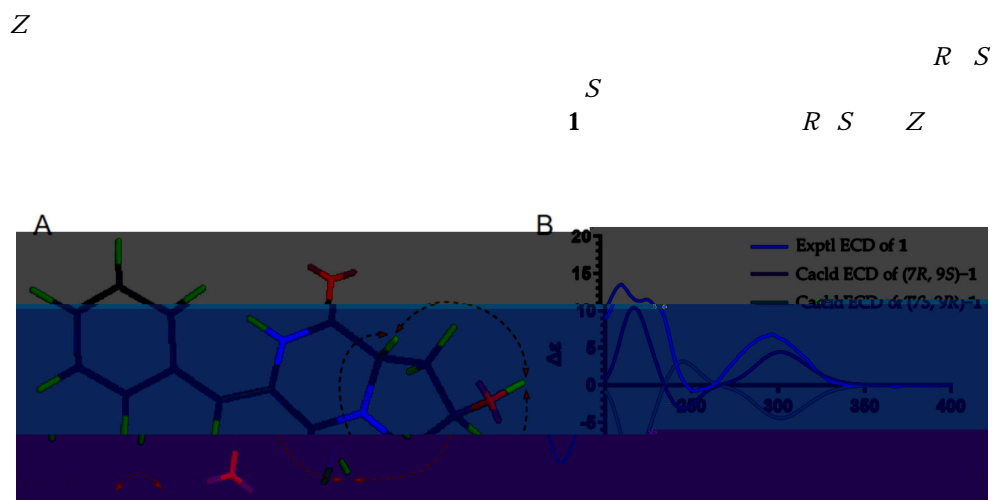


Figure 3.

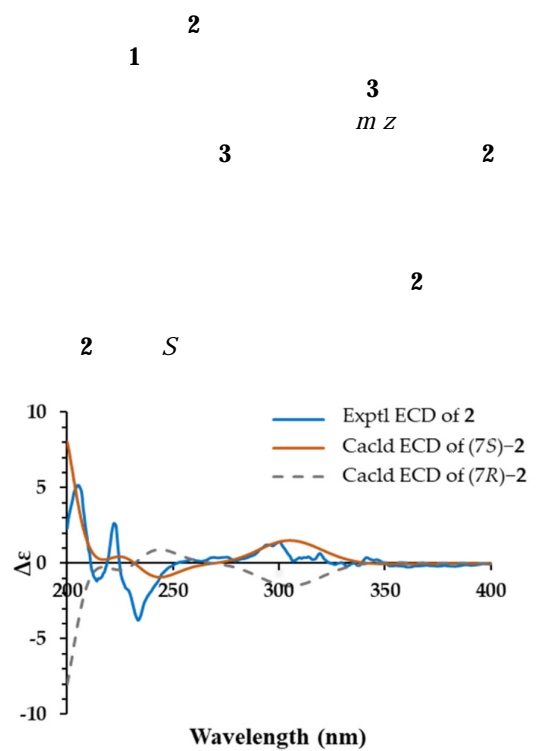


Figure 4.

1-5

2

2

2


*Xanthomonas albilineans*, *Candida albicans*

*Candida sake*





#### 4.5. Fermentation and Isolation



#### 4.6. ECD Calculations

1-2

#### 4.7. Cytotoxicity Assays

1-5

#### Supplementary Materials:

*S. hygrospinosus*

*cdp*  
*S hygrospinosus cdp*

*S hygrospinosus*  
*cdp*  
**1**

**2**

**1 2**

**1-5**

**Author Contributions:**

**Funding:**

**Institutional Review Board Statement:**

**Informed Consent Statement:**

**Data Availability Statement:**

**Conflicts of Interest:**

**References**

*Nat. Commun.* **2021** 12

*Science* **2015** 350

*Proc. Natl. Acad. Sci. USA* **2020** 117

*Angew. Chem. Int. Ed. Engl.* **2020** 59

*Aspergillus nidulans*

*Angew. Chem. Int. Ed. Engl.* **2016** 55

*Nat. Prod. Rep.* **2021** 38

*Alternaria brassicicola* *Org. Lett.* **2019** 21

*Org. Lett.* **2020** 22

*Aspergillus*

*USA* **2018** 115

*Proc. Natl. Acad. Sci.*

*Nat. Chem.* **2019** 11

*Front. Microbiol.* **2018** 9

*Nat. Prod. Rep.* **2012** 29

*Theobroma cacao* *J. Agric. Food. Chem.* **2005** 53

*Appl. Microbiol. Biotechnol.* **2021** 105

*Nat. Prod. Rep.* **2020** 37



- Chembiochem* **2012**, *13*
- Sci. USA* **2017**, *114*
- Streptomyces hygrospinosus* *Acta Microbiol. Sin.* **2021**, *61*
- Chemistry* **2019**, *25*
- J. Antibiot.* **1973**, *26*
- S. noursei* *Chem. Biol.* **2002**, *9*
- tomyces noursei* *J. Org. Chem.* **1965**, *30*
- J. Antibiot.* **1988**, *41*
- Nocardiosis alba* *J. Antibiot.* **2013**, *66*
- cella heterothallica* *Heterocycles* **1989**, *29*
- J. Transl. Med.* **2018**, *16*
- Antimicrob. Agents Chemother.* **2003**, *47*
- Appl. Env. Microbiol.* **2002**, *68*
- Nat. Chem. Biol.* **2009**, *5*
- Nat. Chem. Biol.* **2015**, *11*
- Escherichia coli* *Microb. Cell Fact.* **2020**, *19*
- Appl. Microbiol. Biotechnol.* **2020**, *104*
- Streptomyces piomogeues* *Synth. Syst. Biotechnol.* **2019**, *4*
- Cell Chem. Biol.* **2016**, *23*
- Appl. Env. Microbiol.* **2021**, *87*
- Streptomyces hygrospinosus* *Synth. Syst. Biotechnol.* **2019**, *4*
- Aspergillus micronesiensis* *J. Org. Chem.* **2019**, *84*
- Streptomyces coelicolor* *J. Bacteriol.* **1999**, *181*
- J. Microbiol. Biotechnol.* **2010**, *20*
- Streptomyces* *Proc. Natl. Acad. Sci. USA* **2003**, *100*
- Proc. Natl. Acad.*
- Strep-*
- Micromonospora neihuensis*
- Emeri-*

